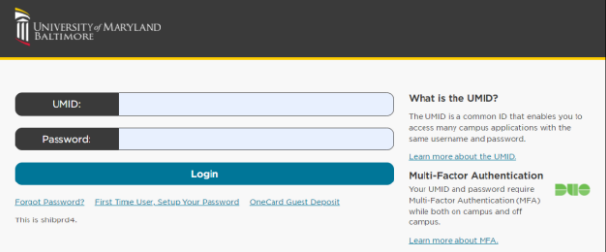
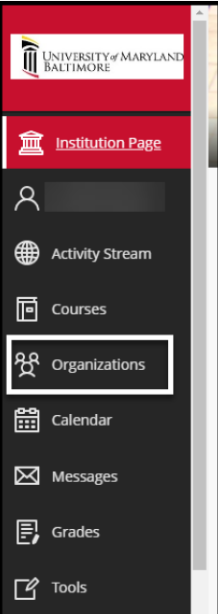
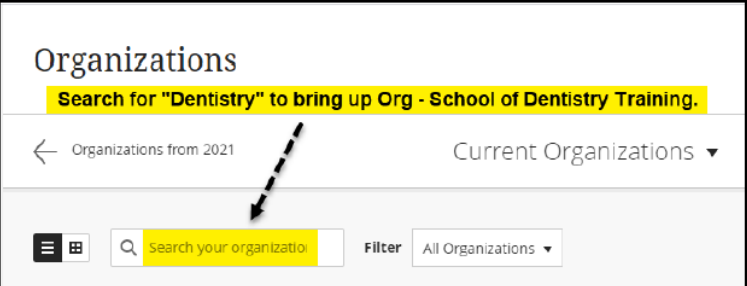
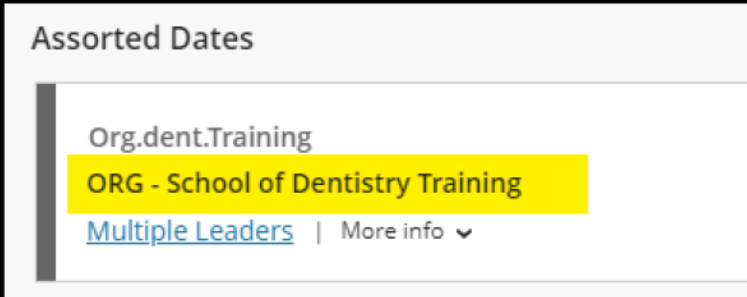
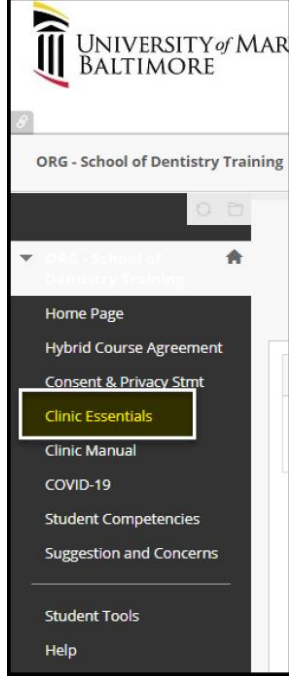




Dean's Faculty Instructions for Completing Clinic Essentials Assessments in Blackboard

STEP	INSTRUCTION	ACTION
1.	Using Chrome as your browser; NOT Internet Explorer , go to https://blackboard.umaryland.edu	
2.	Enter your UMID and password to logon to the system. Use DUO to authenticate.	
3.	Click on Organizations in the left navigation menu.	
4.	Search for Dentistry using the search bar.	
5.	Click on the ' ORG – School of Dentistry Training ' link.	

6.	Next, click on 'Clinic Essentials' in the left navigation menu.		
7.	<p>PLEASE read and follow all instructions carefully. There are ONE-TIME assessments and Annual Assessments that all Dean's Faculty must complete upon arrival at UMSOD.</p> <p>All new Dean's Faculty members, click the ONE-TIME ASSESSMENTS folder.</p> <p> <u>ONE-TIME ASSESSMENTS (Must be completed upon arrival at UMSOD)</u></p> <p>ALL INCOMING FACULTY, STAFF, & STUDENTS MUST ENTER THIS MODULE UPON ARRIVAL AT UMSOD.</p>		
8.	<p>***NOTE: The ANNUAL ASSESSMENTS are also required of all Dean's Faculty members each year. Please follow the FACULTY folder instructions according to your job title.</p> <p>All Dean's Faculty members (new and returning) click the FACULTY ONLY folder to take the annual assessments.</p> <p> <u>Annual Blackboard requirements</u></p> <p>FACULTY ONLY:</p> <p>These assessments must be taken ANNUALLY.</p> <ul style="list-style-type: none"> • ERVA - Emergency Response Video and Assessment • HIPAA - Health Insurance Portability and Accountability Act • BBP - Blood Borne Pathogens Training and Assessment • SODA/F - Start Of Day Video and Assessment <ul style="list-style-type: none"> ◦ PLEASE NOTE: UMOMSA FACULTY DO NOT NEED TO TAKE THIS ASSESSMENT! • AIT - Adverse Incident Training and Assessment 		

Thank you,
SOD Help Desk
For questions, contact sodhelp@umaryland.edu