



UNIVERSITY of MARYLAND
SCHOOL OF MEDICINE

Online ordering of services and scheduling of equipment with *Electron Microscopy Core*

Enter this address into your web browser or “click” on the link

https://cibr.umaryland.edu/service_center/show_external/3747

CIBR: Center for Innovative Biomedical Resources

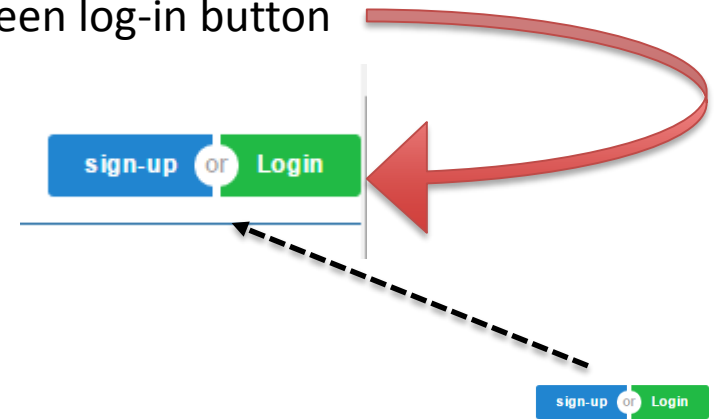
Fueling

YOUR

Research

medschool.umaryland.edu/cibr

“CLICK” on the green log-in button



Electron Microscopy Core

Overview of Services

The **Electron Microscopy Core Imaging Facility (EMCIF)** provides electron microscopy related research and imaging services to all faculty and staff of the University of Maryland campus and the academic and industrial community in the Washington D.C. and Baltimore areas. The CIFis jointly sponsored by the School of Dentistry and the School of Medicine and overseen by a steering committee consisting of faculty members from both schools.

All services are available to anyone, academic or private users, with an interest in electron microscopy.

Leadership

Ru-Ching Hsia, PhD

Director

coreimaging@umaryland.edu

Location and Hours of Operation

Hours	Location
Monday - Friday	660 W. Redwood St.
9 am to 5 pm	Room 696
<i>*for off hour reservations, please contact the core</i>	Baltimore, MD 21201

Links and Resources

cytometry technologies
sis, experimental planning
University of Maryland
academic and for profit

Then "CLICK" here.

UMB user :

Click [here](#) to login or register using your institute login and password.

Not a UMB user?

Login using iLab credentials

If you don't have an account, please [register](#) for an iLab account.

Use your myUMB ID and password to sign into the iLab portal



REAL-WORLD THINKING | WORLDWIDE REACH™

HELP ?

UMB Authentication

NOTICE!!!, Coming Next Week, a new login page will be released to provide you the look and feel of other UMB applications!!

UMID
Password

- [? Forgot Password?](#)
- [? First Time User, Setup Your Password](#)

OneCard Guest Deposits

Notice Concerning Computer Use and Monitoring

This system is for authorized users only. The Maryland Code, Criminal Law Article, §7-302 and §8-606 prohibit unauthorized access to computers and public records. Violation may result in a criminal conviction and imprisonment not exceeding 3 years or a fine not exceeding \$ 1,000 or both. Anyone using this system expressly consents to having their use of the system monitored and recorded by system personnel. If such monitoring reveals possible evidence of criminal activity, system personnel may provide the evidence of such monitoring and recording to law enforcement officials and your account may be deactivated. Use of UMB computers and computing resources must comply with the [UMB IT Acceptable Use Policy](#).

[UMB](#)

[ASC Helpdesk](#)

What is the UMID?

The UMID is a common ID that enables you to access many campus applications with the same username and password.

More information about the UMID can be found [here](#).

home
communications (0)

core facilities
list all cores
invoices

manage groups
my labs
people search

Getting started

Welcome to iLab Solutions!

Thank you for registering for an iLab account. Please use the information below to help you get started. Feel free to contact support@ilabsolutions.com with any questions.

Best wishes,
The iLab team

Getting started

1. Click on the [core facilities link](#) in the
2. Select a core from the list of cores
3. On the core's page, click the 'about o
4. To request services, click the 'reques
5. For cores with equipment, click on th

For detailed instructions with screenshots, p
for standard cores: [basic manual](#)
for scheduling cores: [scheduling manual](#)

Home

Please select your time zone from the dropdown below and click "Set"

Time Zone:

Below is the email address that iLab has on file for you to receive notifications.

cwig003@umaryland.edu

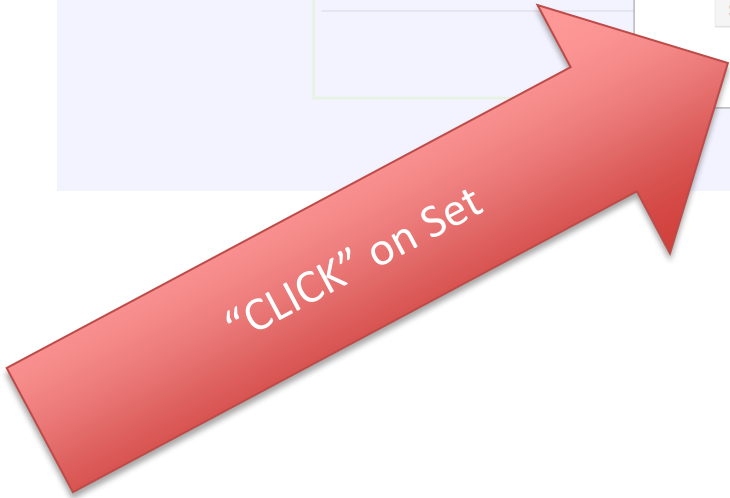
If you would like to receive notifications to another email, please update the email address below.

You can always update this later by clicking on 'my profile' in the upper right.

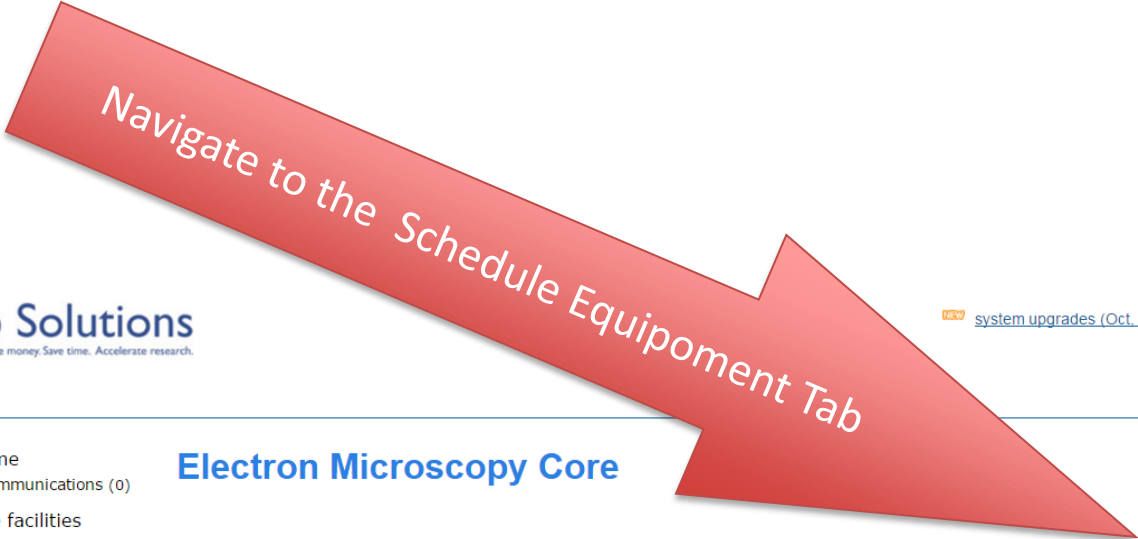
Note: Your login email will remain unchanged.




New email:

©2006 – 2015 iLab Solutions, LLC.
oibr.umaryland.edu | [privacy policy \(pdf\)](#) | [security policy](#)



"CLICK" on Set






-  home
communications (0)
-  core facilities
my reservations (3)
list all cores
invoices
-  manage groups
my labs
people search

Electron Microscopy Core

- About Our Core
- Schedule Equipment**
- Request Services
- View My Requests
- Contact Us

Schedule Resources

Consultation Calendar description (There is no charge for the use of this resource)	<input type="button" value="view schedule"/>	
Tecnai T12 Transmission Electron Microscope description pricing	<input type="button" value="view schedule"/>	
Quanta 200 Scanning Electron Microscope description pricing	<input type="button" value="view schedule"/>	

- home**
communications (0)
- core facilities**
my reservations (3)
list all cores
invoices
- manage groups**
my labs
people search

Electron Microscopy Core



- About Our Core
- Schedule Equipment**
- Request Services
- View My Requests
- Contact Us

Schedule Resources



Consultation Calendar

[description](#) (There is no charge for the use of this resource)

[view schedule](#)



Tecnai T12 Transmission Electron Microscope

[description](#) [pricing](#)

Room Temperature Operation

[view schedule](#)



“CLICK” on *Description* and/ or *Pricing* to view those details

- home**
communications (0)
- core facilities**
my reservations (3)
list all cores
invoices
- manage groups**
my labs
people search

Electron Microscopy Core



- About Our Core
- Schedule Equipment**
- Request Services
- View My Requests
- Contact Us

Schedule Resources



Consultation Calendar

[description](#) (There is no charge for the use of this resource)

[view schedule](#)



Tecnai T12 Transmission Electron Microscope

[description](#) [pricing](#)

Unassisted Sun-Sat 12:00am-12:00am (\$50.00/hr) (trained users)

[view schedule](#)





- home
communications (0)
- core facilities
my reservations (3)
list all cores
invoices
- manage groups
my labs
people search

Electron Microscopy Core

- [About Our Core](#)
- [Schedule Equipment](#)
- [Request Services](#)
- [View My Requests](#)
- [Contact Us](#)

Schedule Resources

Consultation Calendar

[description](#) (There is no charge for the use of this resource)

Tecnai T12 Transmission Electron Microscope

[description](#) [pricing](#)

Quanta 200 Scanning Electron Microscope

[description](#) [pricing](#)

“CLICK” on view schedule for the equipment you are interested in

Tecnai T12 Transmission Electron Microscope (Electron Microscopy Core)

[Return to Schedules](#) [Schedule](#) [Description](#) [Other Schedules](#)

Please click and drag on the calendar below to schedule time. This calendar is in (GMT-05:00) Eastern Time (US & Canada)

refresh frequently refresh events legends & help

Day Week Month Multi View Sunday, Oct 25 – Saturday, Oct 31 Today

	Sun, October 25	Mon, October 26	Tue, October 27	Wed, October 28	Thu, October 29	Fri, October 30	Sat, October 31
08:00 AM							
09:00 AM							
10:00 AM							
11:00 AM							
12:00 PM							
01:00 PM							
02:00 PM							

“CLICK” and drag on the calendar to identify the time you wish to reserve

This will take you to the order details page

Reservation details Unsaved reservation - click save reservation

R

**You have scheduled a reservation that is less than the minimum allowed time on this equipment.
Your reservation has been automatically adjusted to meet that minimum.**

For: T12 TEM - Unassisted \$50.00/hr (trained users) - My Reservation

Lab: [McCarthy, Margaret \(UMB\) Lab](#)

Created on: October 27, 2015 15:32

Scheduled: -

Event Notes:



Use and cost of reservation

Oct 28 '15 10:30 - 12:30

Total: **\$100.0** (2.0 hours)

Payment information:

Please enter the Project

% 

Project

1 %

100.0%

total allocated 

 split charge

Invite additional people to this event by email

Please enter a comma separated list of valid email addresses

 Save Reservation

Cancel Changes

Reservation details  Unsaved reservation - click save reservation

You have scheduled a reservation that is less than the minimum allowed time on this equipment.

Your reservation has been automatically adjusted to meet that minimum.

For: T12 TEM - Unassisted \$50.00/hr (trained users) - My Reservation

Lab: [McCarthy, Margaret \(UMB\) Lab](#)

Created on: October 27, 2015 15:32

Scheduled: -


Event Notes:


Use and cost of reservation

Total: \$100.0 (2.0 hours)

Payment information:

Please enter the Project

%  Project
1 %
100.0%

Invite additional 


Please enter a comma separated list of valid email addresses

 Save Reservation

Cancel Changes

Order Details Page

- Shows the date and range of time you selected
- Show the current price associated with your order
- Select from the drop-down of sponsored projects that you have access to

Reservation details  Unsaved reservation - click save reservation

You have scheduled a reservation that is less than the minimum allowed time on this equipment.
Your reservation has been automatically adjusted to meet that minimum.

For: T12 TEM - Unassisted \$50.00/hr (trained users) - My Reservation

Lab: [McCarthy, Margaret \(UMB\) Lab](#)

Created on: October 27, 2015 15:32

Scheduled: -

Event Notes:

Use and cost of reservation

Oct 28 '15 10:30 - 12:30

Total: \$100.0 (2.0 hours)

Payment information:

Please enter the Project

% 

Project

1 %

100.0%

- Select Project...
- 10009481
- 10009840
- 10013773
- 10015340
- 10015588

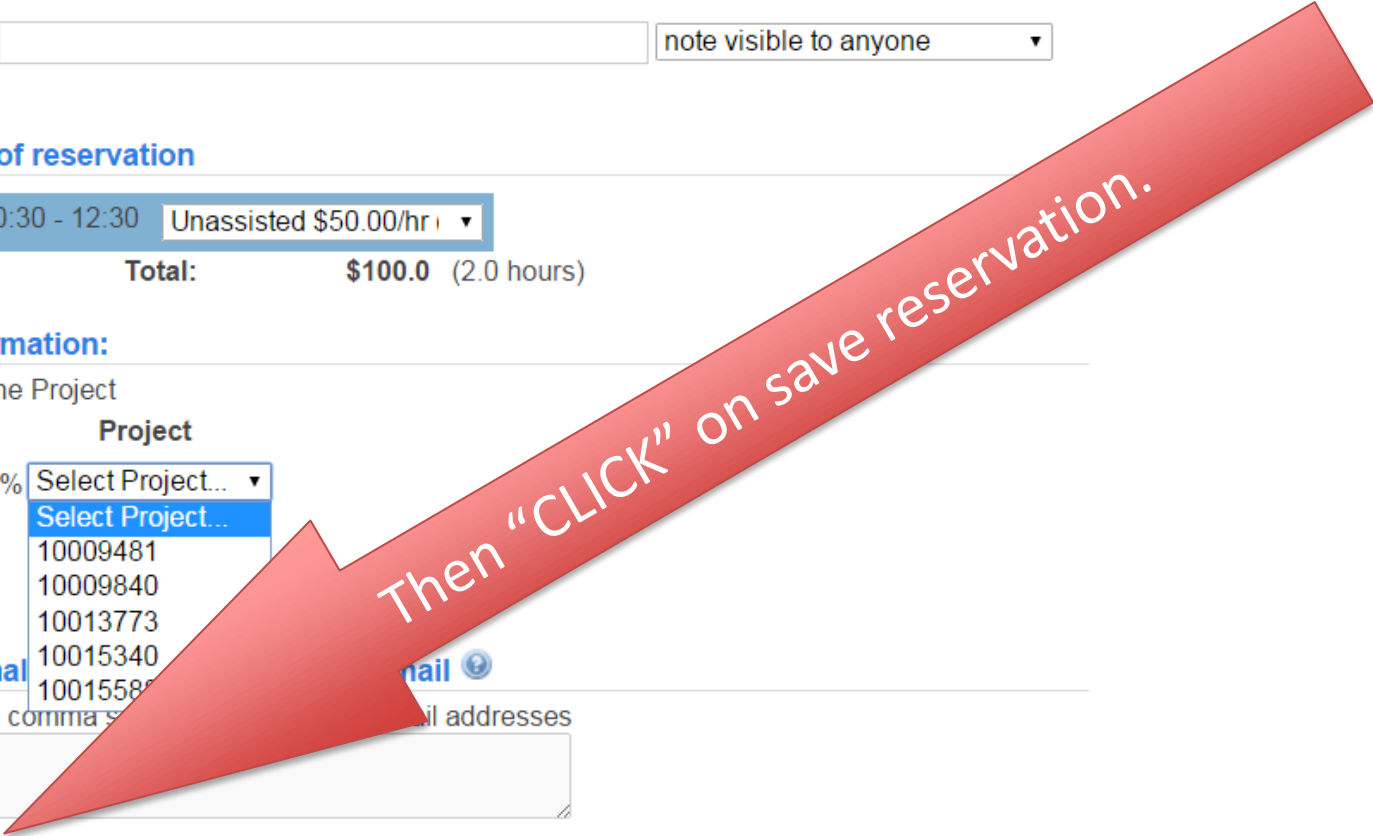
Invite additional

mail 

Please enter a comma separated list of email addresses

 Save Reservation

Cancel Changes







- You will then see your reservation posted to that particular piece of equipment's calendar
- The core manager will contact you if any further discussion is needed regarding your request

Tecnai T12 Transmission Electron Microscope (Electron Microscopy Core)




[Return to Schedules](#)
[Schedule](#)
[Description](#)
[Other Schedules](#)

Please click and drag on the calendar below to schedule time. This calendar is in (GMT-05:00) Eastern Time (US & Canada)

 refresh frequently
  refresh events
 
 legends & help

[Day](#)
[Week](#)
[Month](#)
[Multi View](#)

Sunday, Oct 25 – Saturday, Oct 31


[Today](#)



	Sun, October 25	Mon, October 26	Tue, October 27	Wed, October 28	Thu, October 29	Fri, October 30	Sat, October 31
08:00 AM							
09:00 AM		<div style="background-color: #90EE90; padding: 5px;"> 10:30 AM - 12:30 PM T12 TEM - Unassisted \$50.00/hr (trained users) - My Reservation </div>					
10:00 AM							
11:00 AM							
12:00 PM							
01:00 PM							

Things to Remember:

- This is a new systems so we expect there to be some “speed bumps” and requests for assistance as we implement the system
 - For use of system questions please contact Tom McHugh tmchugh@som.umaryland.edu or Sanjay Uchil suchil@umaryland.edu
 - For Electron Microscopy related questions please contact core director
 - Ru-Ching Hsia coreimaging@umaryland.edu
 - Technical Staff coreimaging@umaryland.edu
 - Howard Hall
660 W. Redwood St., Room 696
Baltimore, MD 21201
- Postdocs, Students and Research Staff please be sure to first log-in and request your mentor add you to her or his lab in iLabs.
- Mentors please be sure to respond to requests from your lab members regarding their one-time set-up in iLabs