


LECTURE HALL INSTRUCTIONS



Press Power to activate the Crestron Touch Panel



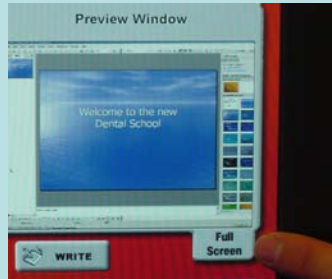
Select Room Setup



Press "ON" to turn the system on



Wait while the LCD warms up




Select "FULL SCREEN" to enlarge the view the of the PC




Select the source you wish to have projected



Make sure that your desired microphones are not muted



Select "EXIT" to Leave full screen mode



Press "OFF" to turn the system off

If you require assistance or would like to receive additional training, please contact Doug Brotherton @ 6-1324 or stop by Media Room (G402)

LOGIN ID= student PASSWORD= 2FILLIN